

Ingersoll Rand

Reciprocating Single- and Two-stage Air Compressors
2-25 hp



Innovation

Reliability


Efficiency

IR Ingersoll Rand
Industrial Technologies

Legendary Performance

For more than a century, Ingersoll Rand has inspired progress by driving innovation through revolutionary technology and talented people.

It's a legacy of creating new standards for how the world gets work done. We're the technology leader in compressed air not only because we develop best-in-class products, but also because we stand behind our customers in all aspects of what we do. No matter what your product, process or location, Ingersoll Rand has the expertise, the technology and the unmatched service to meet your needs.



INGERSOLL-RAND

T-30 Legendary Performance > > >

1929

Initial production model of Type-30 design with vertical cooling fins; combination of concave and convex tank heads.



1950s

Updraft air cleaner added.



1970s

First units from Campbellsville, KY plant establish a new reputation for workmanship and service.



1872

Ingersoll Rand tradition begins with its first reciprocating air compressor.



1940s

Design enhanced with large U-frame motor and improved piping.



1960s

Modern Type-30 design emerges with horizontal cooling fans, smaller T-frame motor, convex tank heads, fully-welded construction and drive-belt guards.



Providing Customer-driven Compressor Solutions

When you've been delivering reliable reciprocating compressor results for more than 100 years, it's natural that your corporate culture supports a strong tradition of evolutionary enhancements. Every new generation of employees builds on the experience and insights of their mentors. Today's legendary Ingersoll Rand air compressors started with an original rock-solid design and have steadily improved with added control and performance upgrades over the years.

They are world-renowned for their impressive legacy of long-life performance, ease of service and evolutionary design enhancements.

Efficient. Reliable. Built to last.

Ingersoll Rand has sold millions of reciprocating compressors worldwide.



1990s

Fully packaged units with E-series starters and CSA package certification are introduced.



2002

Compact single-stage compressors introduced.



2006

Fully packaged model with aftercooler, automatic tank drain, and low-oil-level shutdown is top choice for round-the-clock applications.



1980s

First blue-colored units feature new enhancements.



2000

Premier Series packaging adds dual controls, deluxe starter, and liquid-filled pressure gauge.



2003

Pressure-lubricated model with industrial-grade two-stage air cleaner added.

Efficiency, Reliability, Built to Last

Time-tested design and enhancements establish Ingersoll Rand single- and two-stage reciprocating compressors as the benchmark for:

Efficiency and Reliability

With a proven design and stellar track record, the Ingersoll Rand reciprocating compressor family has earned worldwide recognition for reliable, trustworthy performance that saves money and enhances business success through:

- Lower life-cycle costs
- An ability to thrive in punishing applications
- Optimum solutions for greater efficiency
- Configurations that meet varying needs

Built to Last

Due to the laws of physics, there are certain aspects of reciprocating compressor design, construction and performance that have never changed – like cast-iron durability, copper-finned cooling coils, reliable lubrication and easy maintenance. That's where Ingersoll Rand design and operating experience really pays off in terms of long-term productivity and return on investment. Ask any one of the millions of active Ingersoll Rand reciprocating compressor users around the world.

Serviceability

Ingersoll Rand designed the reciprocating compressors to last a lifetime – thanks to quick, easy maintenance with renewable components. Easy access to the pump components allows for quick routine maintenance and replacement of parts like the stainless steel valve, individually cast cylinders, piston rings and gaskets, and the 15,000-hour bearings. This key serviceability aspect extends the life of the compressor and lets you amortize your initial capital cost over a much longer equipment life span for a superior payback on your investment.



The Ideal Design for Applications Where Air is Taken for Granted

Innovation

For more than 100 years, Ingersoll Rand has maintained the delicate balance between known performance and new developments by keeping the best features and upgrading others as new technology becomes available. The result is higher efficiency for today's energy-conscious world and enhanced value for the extended life of your investment.

Customer-driven Solutions

Another residual benefit of compressor longevity is our cumulative experience with how different users prefer, need and operate their compressors. Years of experience in the reciprocating compressor business and servicing a variety of users have taught us what is most important to compressor users. And that means more choices for you to satisfy your specific needs.

Your choices range from the size of the units and the sophistication of the features to popular packaged solutions. There are even gas-powered packages perfect for field service, fleet maintenance, remote pneumatic applications or emergency back-up needs.



Ingersoll Rand single- and two-stage reciprocating air compressors are an ideal choice for applications that demand a reliable air supply for everyday use, but where running an air compressor ranks a distant second to running your business.

- Automotive Shops
- Light Manufacturing
- Construction
- Commercial Applications
- Fabrication
- Pneumatic Equipment
- Processing Lines

It's All About Choices

Better choices lead to better solutions for saving money and improving overall return on investment in your unique application.

That's why Ingersoll Rand single- and two-stage reciprocating compressors offer you more choices of compressor sizes and compressor features to suit your needs. If you define unsurpassed performance by maximum operating pressure, increased air flow and extended duty cycles, count on an Ingersoll Rand reciprocating air compressor to deliver it reliably.

Take advantage of Ingersoll Rand expertise, product selection, service and system solutions to help you identify the optimum compressor size, performance features and package options for your applications. And learn how you can strengthen your business through:

- Lower operating costs
- Increased productivity
- Improved quality
- A better working environment

Two-stage Electric-powered Air Compressors			
Feature	Value Package (5, 7.5, 10 & 15hp)	Value Plus Package (10 & 15hp)	Premium Package (5, 7.5, 10, 15 & 20hp)
100% Cast Iron Pump	✓	✓	✓
ASME Coded Receiver Tank	✓	✓	✓
NEMA 1 & ODP Motor	✓	✓	✓
Magnetic Motor Starter	✓ (Except 2340 packages with single-phase voltage)	✓	✓ (Except 2340 packages with single-phase voltage)
Automatic Start/Stop Control with Pressure Switch	✓	✓	✓ (5 & 7.5hp only)
Oil Sight Glass	✓ (10 & 15hp only)	✓	
Manual Drain	✓		
Electric Drain		✓	✓
Air-Cooled Aftercooler		✓	✓
Low Oil Level Switch			✓
Dual Control with Centrifugal Unloader			✓ (10 & 15hp only)

Value Package (5, 7.5, 10 & 15hp) An economical choice in a dependable compressed air source, the Value Package offers the perfect solution for commercial, automotive and light industrial applications with intermittent load demands.

Value Plus Package (10 & 15hp) For applications that demand a heavier-duty cycle. Step up to this enhanced version of our base package. It is ideal for light industry applications. The Value Plus Package comes factory-fitted with options shown above for unmatched reliability in most diversified applications.

Premium Package (5, 7.5, 10, 15 & 20hp) For applications that are the most demanding or require greater control over compressed air supply. Step up to our top-of-the-line Premium Package. These air compressors come standard with factory-fitted options shown above for unmatched reliability in 100% continuous-duty applications.

Single-stage Air Compressor

Configured in space-saving stationary and portable models, these durable compressors are a favorite with DIY homeowners and in the construction industry.

Key features include:

- Industry-leading 5,000-8,000 hour design life
- Industrial-quality cast iron construction
- Reliable high-speed valve design
- Fully-balanced crankshaft that reduces vibration
- 135 psi max. discharge pressure
- Honda engine-driven wheel barrow compressor




Two-stage Gas-powered Air Compressors

Ingersoll Rand's two-stage gasoline engine driven air compressors are designed to provide compressed air where electric power is not readily available. They're used in fleet and field service applications, remote pneumatic applications and emergency production lines.

- Available with easy-starting Honda, or Kohler engines
- Fuel-efficient idle control
- Advanced safety features including low oil level shutdown for gas engines



Why Ingersoll Rand Pumps Are Better... Excellence in Design!



- 1 Two-stage Design:** Delivers pressures up to 175 psig
- 2 Radial Fins for Maximum Cooling:** Even 360° cooling of barrel cylinders eliminates hot spots
- 3 One-piece Connecting Rod:** Fewer wearing parts
- 4 Low Oil Level Switch:** Provides constant protection
- 5 Centrifugal Unloader:** Ensures loadless starts, for maximum starter protection
- 6 Integral Fan Blade/Finned Copper Intercooler:** Runs cooler, even in the most demanding conditions
- 7 Overhung Crankshaft:** Precision balanced to run smoothly and quietly; simplifies maintenance and wear-sleeve replacement
- 8 Splash Lubrication:** Simple and reliable.
- 9 100% Cast Iron:** Designed for a lifetime

Selection Guide for Electric-drive Stationary Air Compressors

1. Select Your Compressor

Stationary Compressors	
Applications	Recommended Package
Intermittent Duty	Two-stage Value
Medium Duty	Two-stage Value Plus
100% Continuous Duty	Two-stage Premium
DIY	Single-stage

Portable Compressors	
Applications	Recommended Package
Remote/Fleet/ Field Service	Two-stage Gas-driven
DIY/Construction	Single-stage




2. Choose Your Air Quality

Ingersoll Rand compressed air treatment equipment is used to remove contaminants present in a compressed air system.

Shop Quality Air

General system protection removes bulk liquid and solid contaminants:



G Filter H Filter

- Light manufacturing
- Light auto service shop
- Pneumatic tools
- Dry cleaning

Dry, Clean Air

Complete system protection removes liquid and solid contaminants:

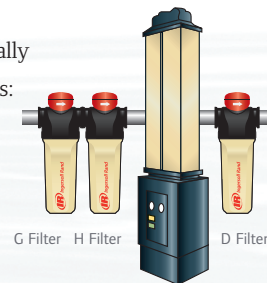


G Filter Refrigerated Dryer H Filter

- Medium-to-heavy manufacturing
- Large auto service shop
- Auto body shop
- Laundry
- Printing
- Instrumentation

Critical Quality Air


Applications that require virtually no water vapor or contaminants:



G Filter H Filter D Filter

Desiccant Dryer

G - General Purpose H - High Efficiency D - Dust Protection



3. Select Your System Controls and Accessories

Ingersoll Rand accessories are available for all power sources.

IntelliFlow Pneumatic Flow Controller

- Energy savings
- Control pressure ± 1 psig (.07 bar g)
- Single point control system
- Reduce leak losses
- Increase system productivity
- Protect all downstream equipment



EZ-line SimplAir Compressed Air Piping

- High-quality anodized aluminum pipe
- Non-corrosive piping
- Reduced pressure loss
- Higher flow rates than other piping
- Easy and fast installation



EDV Electronic Drain Valve

- Automatically removes moisture from tanks, compressors, filters, drip legs



Filters, Regulators and Lubricators (FRLs)

FRLs provide point-of-use air conditioning to enhance tool longevity and process quality. Filters remove rust, scale and condensation that increase wear on tools regulators and provide constant pressure with varying upstream pressure. Lubricators provide lubricating oil to tools, cylinders, valves and other equipment.




Oil Water Separators

- Removes oil from drain condensate
- Allows for clean water discharge



Global Reach, Local Touch

No matter what the industry or location, Ingersoll Rand is committed to serving you 24 hours a day, seven days a week. Our worldwide network of distributors, engineers and certified, factory-trained technicians, are a phone call away — ready to support you with innovative and cost-effective service solutions that will keep you running at peak performance.



PackageCare is a service contract designed to help customers get the most out of their air system investment. Whether it's Ingersoll Rand equipment or a competitor's, a new compressor or used, with PackageCare customers get hassle-free system reliability, backed by the most comprehensive service program in the industry. We're the only OEM in the industry offering this type of service coverage.



Start-up Kits

Ingersoll Rand offers All Season Select® start-up kits to provide improved protection. Each kit contains all the parts needed to correctly start up and maintain your compressor for the first year. The start-up kits provide everything you need for 2,000 hours of service between changes under normal operating conditions, along with the added protection of a two-year extended warranty.

All start-up kits include:

- All Season Select® lubricant, our synthetic, all-temperature blend designed to increase efficiency, reduce wear and prevent carbon build-up
- Replacement air filter elements

Specifications

Two-stage Electric-powered – Value Package

Model	hp	Tank Size/ Configuration	Stationary or Portable	Capacity (cfm) @ 175 psig	Max Pressure (psig)	Dimensions (L x W x H in)	Net Weight (lbs)	Tank Outlet (in)	Startup Kit
2340L5-V	5.0	60-Gal. Vertical	S	14.0	175	48 x 40 x 76	435	0.50	32305880
2340N5-V	5.0	80-Gal. Vertical	S	14.0	175	48 x 40 x 76	505	0.50	32305880
2475N5-V	5.0	80-Gal. Vertical	S	16.8	175	48 x 40 x 76	505	0.75	32305880
2475N7.5-V	7.5	80-Gal. Vertical	S	24.0	175	48 x 40 x 76	611	0.75	32305880
2545E10-V	10.0	120-Gal. Horizontal	S	35.0	175	83 x 36 x 65	920	0.75	32305898
2545K10-V	10.0	120-Gal. Vertical	S	35.0	175	51 x 46 x 83	1,104	1.00	32305898
7100E15-V	15.0	120-Gal. Horizontal	S	50.0	175	83 x 36 x 65	1,239	0.75	32305898

Available voltages: 230/1/60 (5-7.5 hp only), 200/3/60, 230/3/60, 460/3/60 and 575/3/60 voltages

Packages include magnetic starter (except 2340 models with single-phase voltage), manual drain, automatic start/stop control with pressure switch

Two-stage Electric-powered – Value Plus Package

Model	hp	Tank Size/ Configuration	Stationary or Portable	Capacity (cfm) @ 175 psig	Max Pressure (psig)	Dimensions (L x W x H in)	Net Weight (lbs)	Tank Outlet (in)	Startup Kit
2545E10-VP	10.0	120-Gal. Horizontal	S	35.0	175	83 x 36 x 65	1,104	0.75	32305898
2545K10-VP	10.0	120-Gal. Vertical	S	35.0	175	51 x 46 x 83	1,104	1.00	32305898
7100E15-VP	15.0	120-Gal. Horizontal	S	50.0	175	83 x 36 x 65	1,297	0.75	32305898

Available voltages: 200/3/60, 230/3/60, 460/3/60 and 575/3/60 voltages

Packages include magnetic starter, electric drain, Automatic start/stop control with pressure switch, air-cooled aftercooler

Two-stage Electric-powered – Premium Package

Model	hp	Tank Size/ Configuration	Stationary or Portable	Capacity (cfm) @ 175 psig	Max Pressure (psig)	Dimensions (L x W x H in)	Net Weight (lbs)	Tank Outlet (in)	Startup Kit
2475N5-P	5.0	80-Gal. Vertical	S	16.8	175	48 x 40 x 76	597	0.75	32305880
2475N7.5-P	7.5	80-Gal. Vertical	S	24.0	175	48 x 40 x 76	611	0.75	32305880
2545E10-P	10.0	120-Gal. Horizontal	S	35.0	175	83 x 36 x 65	1,104	0.75	32305898
2545K10-P	10.0	120-Gal. Vertical	S	35.0	175	51 x 46 x 83	1,104	1.00	32305898
7100E15-P	15.0	120-Gal. Horizontal	S	50.0	175	83 x 36 x 65	1,297	0.75	32305898

Available voltages: 230/1/60 (5-7.5 hp only), 200/3/60, 230/3/60, 460/3/60 and 575/3/60 voltages

Packages include magnetic starter, electric drain, automatic start/stop control with pressure switch (5 hp & 7.5hp), dual control with centrifugal unloader (10hp & 15hp), air-cooled aftercooler, low oil level switch

Single-stage Electric-powered

Model	hp	Tank Size/ Configuration	Stationary or Portable	Capacity (cfm) @ 90 psig	Max Pressure (psig)	Dimensions (L x W x H in)	Net Weight (lbs)	Tank Outlet (in)	Startup Kit
P11U-A9	2.0	4-Gal. Twin	P	4.30	135	19 x 19 x 19	77	0.25	-
P1.5IU-A9	2.0	20-Gal. Vertical	P	5.20	135	22 x 23 x 43	200	0.25	-
SS3J2-WB	2.0	8-Gal. Twin	P	5.70	135	43 x 18 x 25	175	0.25	97338099
SS3J3-WB	3.0	8-Gal. Twin	P	11.3	135	43 x 18 x 25	175	0.25	97338099
SS3L3	3.0	60-Gal. Vertical	S	11.3	135	20 x 23 x 66	300	0.50	97338099
SS5L5	5.0	60-Gal. Vertical	S	18.1	135	20 x 30 x 71	310	0.50	20100251

Available voltages: 120/1/60 (P11U-A9), 115/1/60 (P1.5IU-A9), and 230/1/60 (SS3, SS5) voltages

Two-stage Gas-powered

Model	hp	Engine	Tank Size/ Configuration	Stationary or Portable	Capacity (cfm) @ 175 psig	Max Pressure (psig)	Dimensions (L x W x H in)	Net Weight (lbs)	Tank Outlet (in)	Startup Kit
2475F13GH	13	Honda	30-Gal. Horizontal	P	25.0	175	51 x 33 x 44	469	0.50	32312936
2475X13GH	13	Honda	Baseplate Mounted	P	25.0	175	33 x 36 x 36	440	0.50	32312936
2475F12.5G	13	Kohler	30-Gal. Horizontal	P	24.0	175	51 x 33 x 44	469	0.50	32305872
2475X12.5G	13	Kohler	Baseplate Mounted	P	24.0	175	33 x 36 x 36	440	0.50	32305872

Single-stage Gas-powered

Model	hp	Engine	Tank Size/ Configuration	Stationary or Portable	Capacity (cfm) @ 90 psig	Max Pressure (psig)	Dimensions (L x W x H in)	Net Weight (lbs)	Tank Outlet (in)	Startup Kit
SS3J5.5GH-WB	5.5	Honda	8-Gal. Twin	P	11.8	135	43 x 18 x 26	175	0.25	97339501